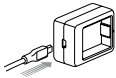


Dual Battery Charger For HERO3+/3 Batteries

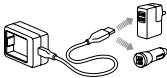
**CONVENIENTLY CHARGE YOUR
GOPRO BATTERIES.**

/ Charging HER03+ or HER03 Batteries



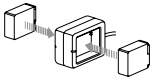
STEP 1

Insert the mini B connector of the included USB cable into the port on the Dual Battery Charger.



STEP 2

Insert the other side of the USB cable into a GoPro Wall Charger, GoPro Auto Charger, other standard USB charger or computer.



STEP 3

Insert the HERO3+ or HERO3 GoPro batteries into the charger so that the battery and charger connectors line up.

CHARGING STATUS

The LED lights are amber while the batteries are charging and turn green when charging is complete.

COMPATIBILITY

For use only with GoPro HERO3+ and HERO3 Rechargeable Batteries.

/ Battery Information

BATTERY STORAGE AND HANDLING

The camera contains sensitive components, including the battery. Do not drop, disassemble, open, crush, bend, deform, puncture, shred, microwave, incinerate, or paint the camera. Do not insert foreign objects into the battery opening on the camera. Do not use the camera or the battery if it has been damaged—for example, if cracked, punctured or harmed by water. Disassembling or puncturing the battery can cause an explosion or fire.

Avoid exposing your camera and battery to very cold or very hot temperatures. Low or high temperature conditions may temporarily shorten the battery life or cause the camera to temporarily stop working properly. Avoid dramatic changes in temperature or humidity when using the camera, as condensation may form on or within the camera.

The camera housing protects the camera and battery from water damage. Do not turn on your camera if it is wet. If your camera is already on, turn it off and remove the battery immediately. Allow the camera to dry thoroughly before using it again. Do not dry the camera or battery with an external

heat source such as a microwave oven or hair dryer. Damage to the camera or battery caused by contact with liquid is not covered under the warranty.

Do not store your battery with metal objects, such as coins, keys or necklaces. If the battery terminals come in contact with metal objects, this may cause a fire.

BATTERY DISPOSAL

Most rechargeable lithium-ion batteries are classified as non-hazardous waste and are safe for disposal in the normal municipal waste stream. Many localities have laws in place requiring battery recycling. Check your local laws to make sure that you can dispose of rechargeable batteries in your regular trash. To safely dispose of lithium-ion batteries, protect terminals from exposure to other metal with packing, masking or electrical tape so they do not cause a fire while being transported.

Lithium-ion batteries, however, do contain recyclable materials and are accepted for recycling by the Rechargeable Battery Recycling

Corporation's (RBRC) Battery Recycling Program. We encourage you to visit Call2Recycle at call2recycle.org or call 1-800-BATTERY in North America to find a convenient recycling location.

Never dispose of a battery in a fire because it may explode.

Learn more about GoPro
products at **gopro.com**



Please Recycle

130-03687-000 REVC